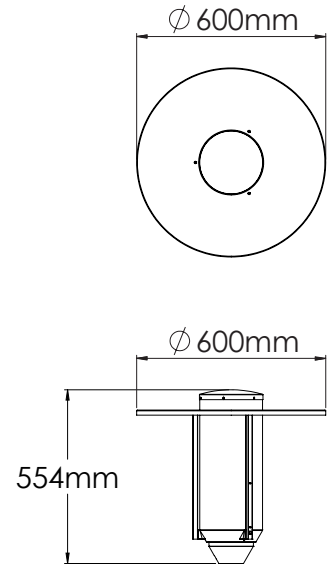


Helena Park G2



Helena Park – decorative fitting in a Nordic design



Description

Housing and base are made of die-cast aluminium and top cover in hot galvanized steel. The rods are of aluminium. Diffuser in UV- and vandal resistant polycarbonate. The fitting is delivered in grey, RAL 7035 as standard.. The reflector shield is made of aluminium, painted in white. The LED module is changeable and available as accessory for re-building of existing fittings.

Application areas

Footpaths, entrances, parks, pedestrian streets, parking area etc...

Mounting

The fitting is prepared for mounting on Ø60 pole top.

Installation

Supplied with 4m 3x1,5mm² cable.

Others

CLO - Constant Light Output as standard. Helena is also available as Bollard and wall fitting.


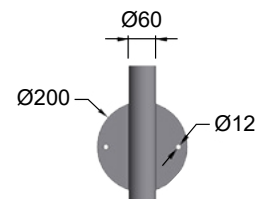
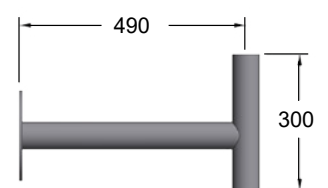
Fittings (pcs) each circuit

	10-B	10-C	16-B	16-C
36W	23	37	36	58

LED unit

Colour index Ra:	85
Colour tolerance MacAdam:	3 SDCM
Life time L70:	90 000 h
Ambient temperatur Ta:	25°C

Wall bracket



DEFA no.	Type	Diffuser	Light source	lm fitting	lm/W	Weight
127684	Helena Park G2	Clear	32W 840	2343	73	7,6 kg
127685	Helena Park G2	Opal	28W 840	3336	119	7,6 kg
127686	Helena Park G2	Clear	32W 830	2249	70	7,6 kg
127687	Helena Park G2	Opal	28W 830	3215	115	7,6 kg
Accessories:						
122706	Wall bracket	Galv				6,3 kg